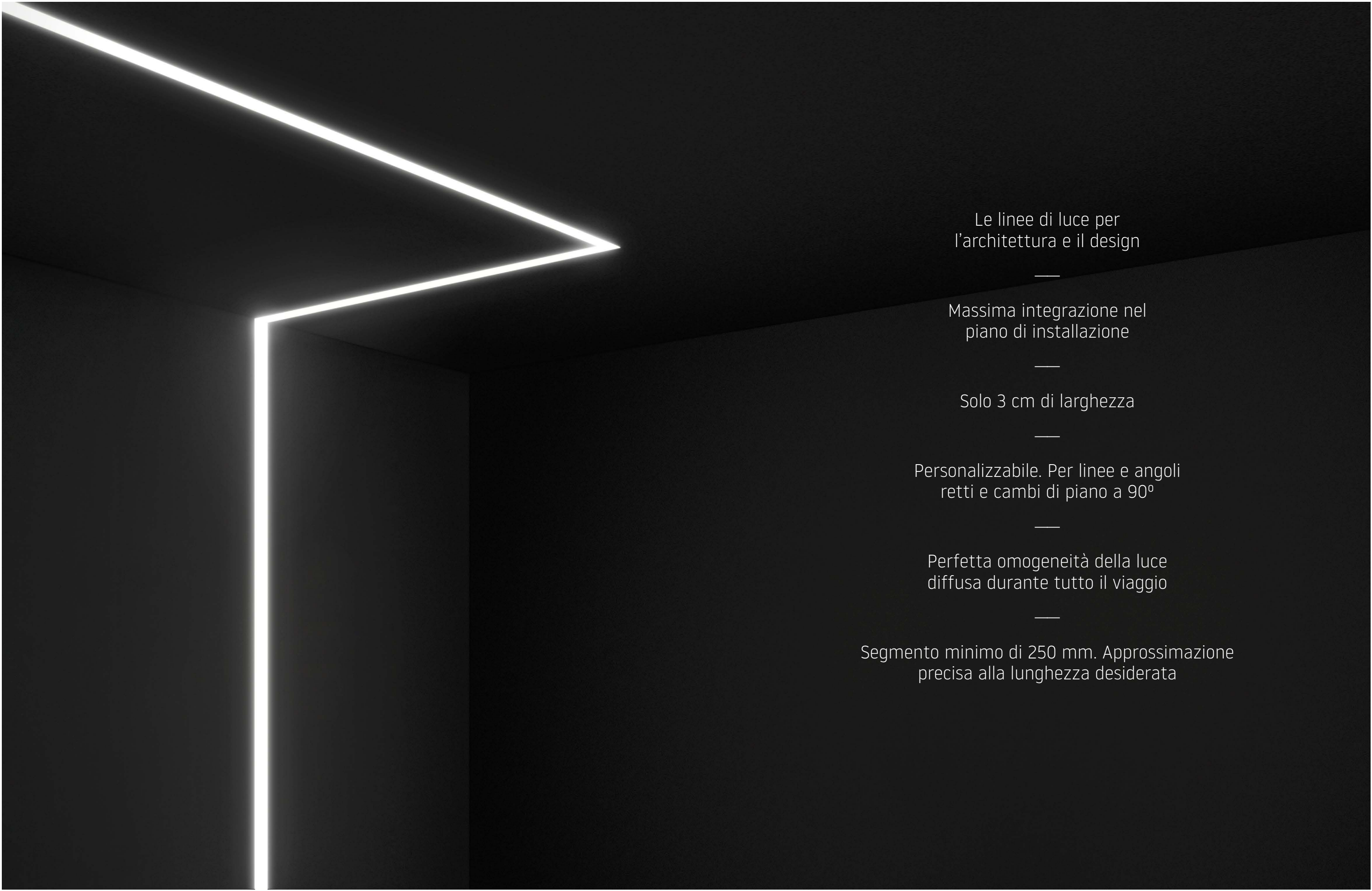


brochure  
BRIGHT LINE

ARKOSLIGHT®



Le linee di luce per  
l'architettura e il design



Massima integrazione nel  
piano di installazione



Solo 3 cm di larghezza



Personalizzabile. Per linee e angoli  
retti e cambi di piano a 90°



Perfetta omogeneità della luce  
diffusa durante tutto il viaggio



Segmento minimo di 250 mm. Approssimazione  
precisa alla lunghezza desiderata



		W	K	Lm	%Eff	L
BRIGHT LINE 250	A303-00-11-   W	2,9W	3000K	307	43%	250
	A303-00-12-   W	2,9W	4000K	313	43%	250
BRIGHT LINE 500	A303-00-21-   W	5,8W	3000K	615	43%	500
	A303-00-22-   W	5,8W	4000K	625	43%	500
BRIGHT LINE 1000	A303-00-31-   W	11,5W	3000K	1230	43%	1000
	A303-00-32-   W	11,5W	4000K	1250	43%	1000
BRIGHT LINE 2000	A303-00-41-   W	23W	3000K	2460	43%	2000
	A303-00-42-   W	23W	4000K	2500	43%	2000
BRIGHT LINE 3000	A303-00-51-   W	34,5W	3000K	3690	43%	3000
	A303-00-52-   W	34,5W	4000K	3750	43%	3000

		W	K	Lm	%Eff	L
BRIGHT LINE HO 250	A304-00-11-   W	5,8W	3000K	596	43%	250
	A304-00-12-   W	5,8W	4000K	605	43%	250
BRIGHT LINE HO 500	A304-00-21-   W	11,5W	3000K	1191	43%	500
	A304-00-22-   W	11,5W	4000K	1211	43%	500
BRIGHT LINE HO 1000	A304-00-31-   W	23W	3000K	2382	43%	1000
	A304-00-32-   W	23W	4000K	2422	43%	1000
BRIGHT LINE HO 2000	A304-00-41-   W	46W	3000K	4764	43%	2000
	A304-00-42-   W	46W	4000K	4844	43%	2000
BRIGHT LINE HO 3000	A304-00-51-   W	69W	3000K	7146	43%	3000
	A304-00-52-   W	69W	4000K	7266	43%	3000

24V

CE

III

CRI>90

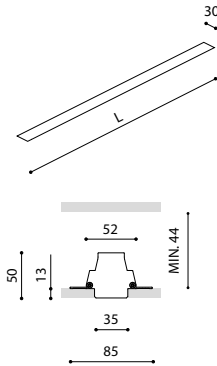
 EXCL | DIFFUSER

 EXCL

 110°


 110°

BRIGHT LINE



COLOUR | W □ | MATERIAL |  AL |  PC |

RECOMMENDED FOR INSTALLATIONS WHERE THE PROFILE CAN BE INSTALLED BEFORE THE FALSE PLASTERBOARD CEILING (THICKNESS 12,5mm)



Sotto forma di luce diffusa  
e di soli 3 cm, Bright Line è  
una proposta illuminotecnica  
perfettamente integrata  
nell'architettura.

Con una continuità e  
omogeneità di luce perfetta per  
tutto il suo percorso, si tratta  
di un prodotto un prodotto che  
serve a designer e architetti per  
disegnare con il suo tratto le  
linee luminose, sottolineando le  
forme architettoniche, le guide  
spaziali i sensi di marcia...

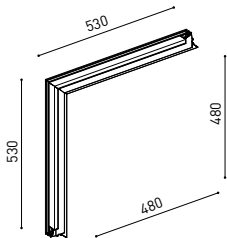


			W	K	Lm	%Eff	L
BRIGHT LINE	CORNER 90° Two Planes	A303-00-61-   W	11,5W	3000K	1230	43%	530x530
		A303-00-62-   W	11,5W	4000K	1250	43%	530x530
BRIGHT LINE HO	CORNER 90° Two Planes	A304-00-61-   W	23W	3000K	2382	43%	530x530
		A304-00-62-   W	23W	4000K	2422	43%	530x530

24V | CE | III | CRI>90 |



BRIGHT LINE CORNER  
90° TWO PLANES

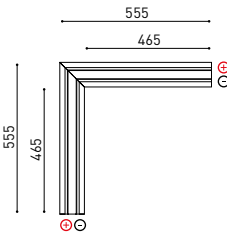


			W	K	Lm	%Eff	L
BRIGHT LINE	CORNER 90° One Plane Polarized A	A303-00-71-   W	11,5W	3000K	1230	43%	555x555
		A303-00-72-   W	11,5W	4000K	1250	43%	555x555
BRIGHT LINE HO	CORNER 90° One Plane Polarized A	A304-00-71-   W	23W	3000K	2382	43%	555x555
		A304-00-72-   W	23W	4000K	2422	43%	555x555
BRIGHT LINE	CORNER 90° One Plane Polarized B	A303-00-81-   W	11,5W	3000K	1230	43%	555x555
		A303-00-82-   W	11,5W	4000K	1250	43%	555x555
BRIGHT LINE HO	CORNER 90° One Plane Polarized B	A304-00-81-   W	23W	3000K	2382	43%	555x555
		A304-00-82-   W	23W	4000K	2422	43%	555x555

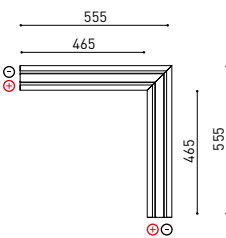
24V | CE | III | CRI>90 |



BRIGHT LINE CORNER 90°  
ONE PLANE POLARIZED A



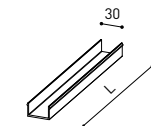
BRIGHT LINE CORNER 90°  
ONE PLANE POLARIZED B



COLOUR | W □ | MATERIAL | AL □ | PC □ |

RECOMMENDED FOR INSTALLATIONS WHERE THE PROFILE CAN BE INSTALLED BEFORE THE FALSE PLASTERBOARD CEILING (THICKNESS 12,5mm)

		L
DIFFUSER	A303-10-01	1000
	A303-10-02	2000
	A303-10-03	3000

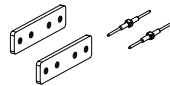


BRIGHT LINE End Caps Kit A303-10-00- | W |

Thickness of each cover = 2 mm.



BRIGHT LINE Straight Joiner A303-10-04



BRIGHT LINE Power Line A303-10-05



#### MOUNTING ACCESSORIES

Track Fixation Kit A219-21-06- | B |



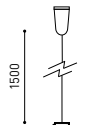
Flush Ceiling Kit A219-22-06- | B |



Track Clamp Kit for M6 Rod A219-21-21- | B |



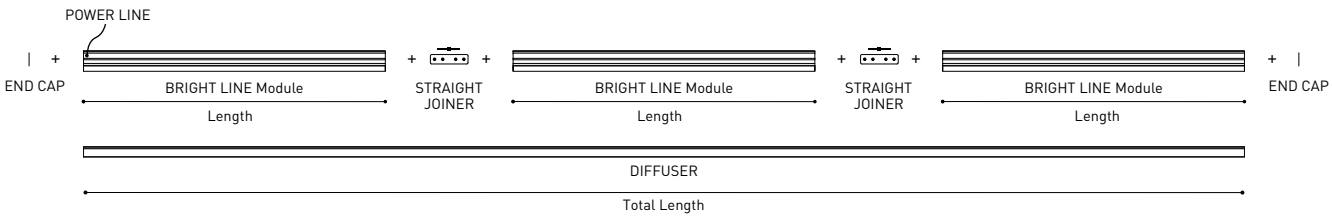
Track Suspension Kit A219-21-10- | B |



#### SUGGESTED MOUNTING ACCESSORIES QUANTITIES

250 mm - 2 Pcs  
500 mm - 2 Pcs  
1000 mm - 2 Pcs  
2000 mm - 3 Pcs  
3000 mm - 4 Pcs  
Corners - 4 Pcs (You can combine two units in the ceiling and two units in the wall)

			W	V	Max Length	Max Length HO	D
CONSTANT VOLTAGE LED POWER SUPPLY	ON/OFF	0433-10-22-   W	96W	24V	7000	3750	300x40x21
	DALI   PUSH	0433-10-23-   W	80W	24V	6250	3000	345x32x22
		0433-10-24-   W	160W	24V	7000	5000	300x50x35




COLOUR | W □ | B □ | MATERIAL | AL □ | PC □ |


RECOMMENDED FOR INSTALLATIONS WHERE THE PROFILE CAN BE INSTALLED BEFORE THE FALSE PLASTERBOARD CEILING (THICKNESS 12,5mm)




DIFFUSER 3000 mm



DIFFUSER 2000 mm



DIFFUSER 1000 mm



BRIGHT LINE 250



BRIGHT LINE - CORNER 90° One Plane Polarized A



BRIGHT LINE - CORNER 90° Two Planes



BRIGHT LINE 500



BRIGHT LINE 1000



BRIGHT LINE 2000



BRIGHT LINE - CORNER 90° One Plane Polarized B



BRIGHT LINE 3000



Composta da un sistema modulare, Bright Line può definire linee rette, giri a 90° in superfici piane. Può anche tracciare la traccia luminosa senza discontinuità per soffitti e pareti. Inoltre, Bright Line si adatta alle lunghezze desiderate, poiché il suo segmento minimo è di solo 250mm.

Perfettamente curati nei dettagli, i giunti e gli incontri tra le sue diverse parti sono stati progettati per essere perfetti.



ARKOSLIGHT®

Calle N · Pol. Ind. EL OLIVERAL  
46394 Ribarroja del Turia · Valencia (Spain)  
Tel. +34 961 667 207 · Fax +34 961 667 054  
info@arkoslight.com · www.arkoslight.com  
France: +33 182 885 200 · Italia: +39 02 9475 0007  
Deutschland: +49 22 182 829 313





LIGHT&LIFE

DESDE 1984