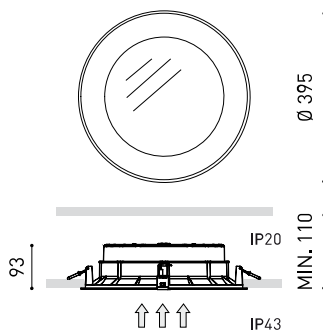




DIMENSIONS



AWARDS



Name	DROP MAXI 3 DIM PUSH 3000K WT
Reference	A2350321WT
Color	Textured white
RAL	9016
Category	CEILING RECESSED

Type	LED
Gross luminous flux	3450 lm
Colour temperature	3000 K
Chromatic stability	MacAdam Step 2
Colour Rendering Index	CRI > 90
Power	22 W
Current	500 mA
Efficacy	157 lm/W
LED lifespan	L80B10 > 60.000h

Lighting efficiency	84%
Light beam angle	97°

Driver	Included - Connected
Power values of the system	25,00 W
Frequency	50/60 Hz
Dimming	Push
Electrical insulation class	□

Sealing	IP43
Wireless control	Please Consult
Emergency power supply	Please Consult
Impact resistance	IK07
Recess measurements	Ø375 mm
Weight	2800 g
Packaged weight	3340,5 g
Packaging dimensions	454 x 444 x 136 mm
Units per package	1
Materials	Aluminium / Polymethyl Methacrylate

PRODUCT

Name	DROP MAXI 3 DIM PUSH 3000K WT
Reference	A2350321WT
Color	Textured white
RAL	9016
Category	CEILING RECESSED

LIGHT SOURCE

Type	LED
Gross luminous flux	3450 lm
Colour temperature	3000 K
Chromatic stability	MacAdam Step 2
Colour Rendering Index	CRI > 90
Power	22 W
Current	500 mA
Efficacy	157 lm/W
LED lifespan	L80B10 > 60.000h

LIGHTING FIXTURE | PHOTOMETRIC DATA

Lighting efficiency	84%
Light beam angle	97°

LIGHTING FIXTURE | ELECTRICAL DATA

Driver	Included - Connected
Power values of the system	25,00 W
Frequency	50/60 Hz
Dimming	Push
Electrical insulation class	□

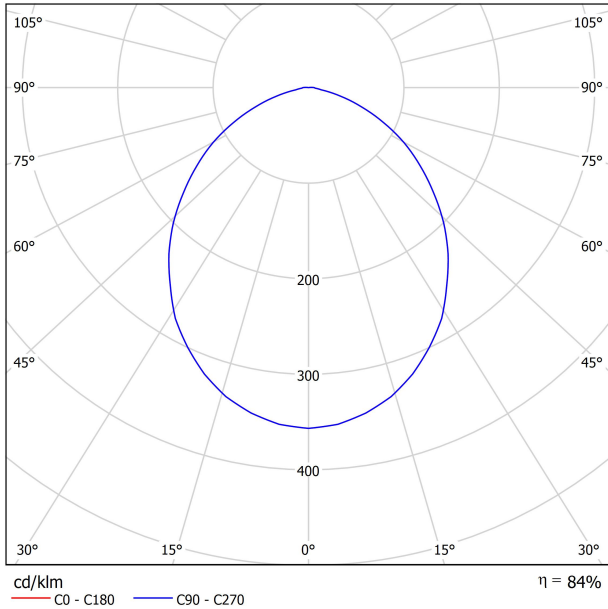
OTHER DATA

Sealing	IP43
Wireless control	Please Consult
Emergency power supply	Please Consult
Impact resistance	IK07
Recess measurements	Ø375 mm
Weight	2800 g
Packaged weight	3340,5 g
Packaging dimensions	454 x 444 x 136 mm
Units per package	1
Materials	Aluminium / Polymethyl Methacrylate

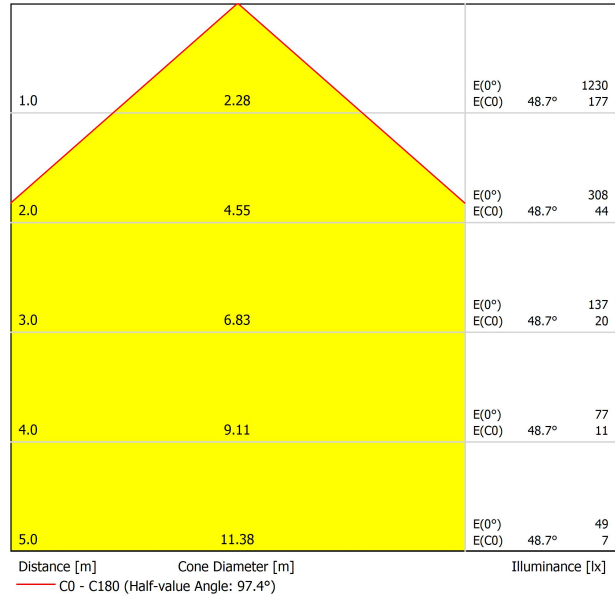


When lit, the lighting of Drop produces an effect of erasing visually the rims of the fitting, creating the illusion of illumination which resembles that of a natural skylight.

POLAR DIAGRAM



CONICAL DIAGRAM



UGR

Glare Evaluation According to UGR											
ρ Ceiling	70	70	50	50	30	70	70	50	50	30	
ρ Walls	50	30	50	30	30	50	30	50	30	30	
ρ Floor	20	20	20	20	20	20	20	20	20	20	
Room Size X Y		Viewing direction at right angles to lamp axis					Viewing direction parallel to lamp axis				
2H	2H	21.1	22.4	21.4	22.6	22.8	21.1	22.4	21.4	22.6	22.8
	3H	22.4	23.5	22.8	23.8	24.1	22.4	23.5	22.8	23.8	24.1
	4H	22.8	23.8	23.1	24.1	24.4	22.8	23.8	23.1	24.1	24.4
	6H	22.9	23.9	23.3	24.2	24.5	22.9	23.9	23.3	24.2	24.5
	8H	22.9	23.9	23.3	24.2	24.5	22.9	23.9	23.3	24.2	24.5
4H	2H	21.6	22.6	21.9	22.9	23.2	21.6	22.6	21.9	22.9	23.2
	3H	23.1	23.9	23.4	24.3	24.6	23.1	23.9	23.4	24.3	24.6
	4H	23.5	24.3	23.9	24.6	25.0	23.5	24.3	23.9	24.6	25.0
	6H	23.7	24.4	24.1	24.8	25.2	23.7	24.4	24.1	24.8	25.2
	8H	23.8	24.4	24.2	24.8	25.2	23.8	24.4	24.2	24.8	25.2
8H	2H	23.8	24.3	24.2	24.8	25.2	23.8	24.3	24.2	24.8	25.2
	4H	23.6	24.3	24.1	24.7	25.1	23.6	24.3	24.1	24.7	25.1
	6H	23.9	24.4	24.4	24.8	25.3	23.9	24.4	24.4	24.8	25.3
	8H	24.0	24.4	24.5	24.9	25.3	24.0	24.4	24.5	24.9	25.3
	12H	24.1	24.4	24.5	24.9	25.4	24.1	24.4	24.5	24.9	25.4
12H	4H	23.6	24.2	24.1	24.6	25.0	23.6	24.2	24.1	24.6	25.0
	6H	23.9	24.3	24.4	24.8	25.3	23.9	24.3	24.4	24.8	25.3
	8H	24.0	24.4	24.5	24.8	25.3	24.0	24.4	24.5	24.8	25.3
Variation of the observer position for the luminaire distances S											
S = 1.0H	+0.2 / -0.2					+0.2 / -0.2					
S = 1.5H	+0.3 / -0.6					+0.3 / -0.6					
S = 2.0H	+0.7 / -1.2					+0.7 / -1.2					
Standard table	BK04					BK04					
Correction Summand	1.9					1.9					
Corrected Glare Indices referring to 3450lm Total Luminous Flux											



Fuente de luz (LED) reemplazable por un profesional autorizado

Replaceable (LED only) light source by an authorized professional.

Source lumineuse (LED) remplaçable par un professionnel agréé

Sorgente luminosa (LED) sostituibile da parte di un professionista autorizzato

Austauschbare (LED) Lichtquelle durch einen autorisierten Fachmann



Equipo de control reemplazable por un profesional autorizado

Replaceable control gear by an authorized professional

Dispositif de commande remplaçable par un professionnel agréé

Alimentatore sostituibile da parte di un professionista autorizzato

Auswechselbares Betriebsgerät durch autorisierten Fachmann

INSTRUCCIONES PARA EL FINAL DE VIDA Y LA ELIMINACIÓN LOS COMPONENTES
 INSTRUCTIONS ON END-OF-LIFE AND COMPONENT DISPOSAL
 INSTRUCTIONS POUR LA GESTION DES COMPOSANTS EN FIN DE VIE ET LEUR MISE AU REBUT
 ISTRUZIONI PER IL FINE VITA E LO SMALTIMENTO DEI COMPONENTI
 ANWEISUNGEN ZUR ENTSORGUNG DER LEUCHTENKOMPONENTEN



Interrumpir la alimentación del aparato
 Cut the power supply to the luminaire
 Couper l'alimentation du luminaire
 Interrompere l'alimentazione dell'apparecchio
 Stromversorgung der Leuchte unterbrechen



Quitar la(s) fuente(s) de luz para el desecho
 Remove light source(s) for disposal
 Retirer la (les) source(s) lumineuse(s) pour l'élimination
 Rimuovere la/le sorgente/e di luce per lo smaltimento
 Lichtquelle(n) zur Entsorgung entfernen



Quitar la batería para el desecho
 Remove the battery for decommissioning
 Retirer la batterie pour sa mise au rebut
 Rimuovere la batteria per la dismissione
 Die Batterie ordnungsgemäß entsorgen



Quitar el equipo de control para el desecho
 Remove control gear for disposal
 Retirer le dispositif de commande pour l'élimination
 Rimuovere l'alimentatore per lo smaltimento
 Betriebsgerät zur Entsorgung ausbauen



Enviar los materiales a un centro de recogida RAEE
 Send the materials to a WEEE collection centre
 Envoyer les matériaux dans une déchetterie DEEE
 Inviare i materiali ad un centro di raccolta RAEE
 Die Materialien in einem WEEE-Zentrum entsorgen

