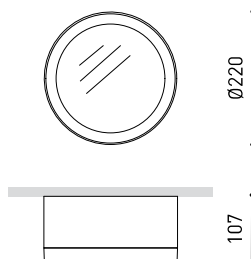




DIMENSIONS

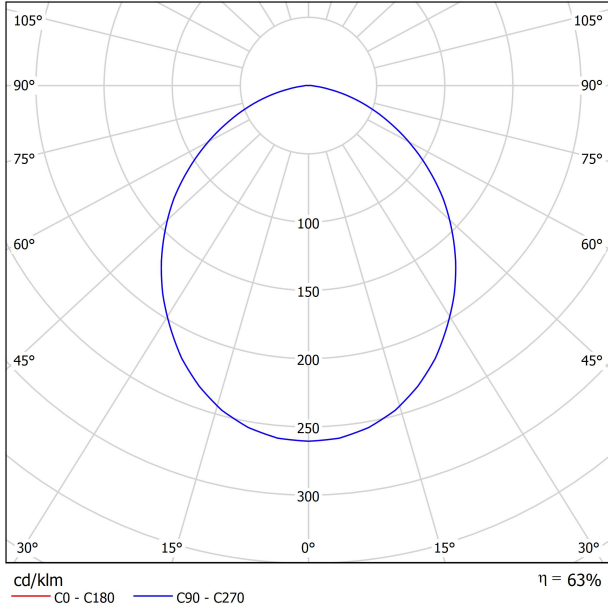


Name	STRAM SURFACE 2 3000K NT
Reference	A2460211NT
Color	Textured black
RAL	9005
Category	SURFACE
Type	LED
Gross luminous flux	2275 lm
Colour temperature	3000 K
Chromatic stability	MacAdam Step 2
Colour Rendering Index	CRI>90
Power	15,5 W
Current	500 mA
Efficacy	147 lm/W
LED lifespan	L80B10 >60.000h
Lighting efficiency	63%
Light beam angle	99°
Driver	Included - Connected. Fast Connect
Power values of the system	18,24 W
Frequency	50/60 Hz
Dimming	No Dim
Electrical insulation class	□
Sealing	IP20
Wireless control	Please Consult
Weight	1825 g
Packaged weight	2093,8 g
Packaging dimensions	280 x 260 x 115 mm
Units per package	1
Materials	Aluminium / Polymethyl Methacrylate
PRODUCT	
LIGHT SOURCE	
LIGHTING FIXTURE PHOTOMETRIC DATA	
LIGHTING FIXTURE ELECTRICAL DATA	
OTHER DATA	

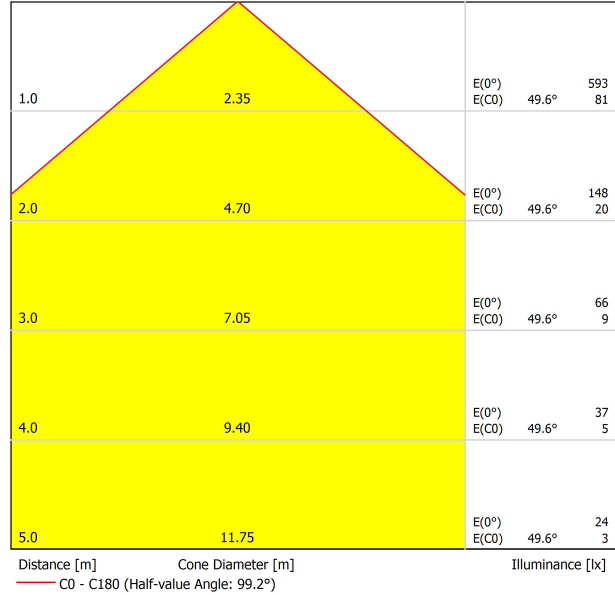


Stram Surface is the surface downlight that conserves the aesthetics and lighting effects of Stram in spaces where it is impossible to recess in the ceiling. The distinctiveness of its bezel, along with a serene, impeccable presence, in a luminaire that can offer high luminous fluxes on a par with its minimalist beauty and elegance.

POLAR DIAGRAM



CONICAL DIAGRAM



UGR

Glare Evaluation According to UGR											
ρ Ceiling	70	70	50	50	30	70	70	50	50	30	
ρ Walls	50	30	50	30	30	50	30	50	30	30	
ρ Floor	20	20	20	20	20	20	20	20	20	20	
Room Size X Y		Viewing direction at right angles to lamp axis					Viewing direction parallel to lamp axis				
2H	2H	20.4	21.7	20.7	21.9	22.2	20.4	21.7	20.7	21.9	22.2
	3H	21.9	23.0	22.2	23.3	23.6	21.9	23.0	22.2	23.3	23.6
	4H	22.4	23.4	22.7	23.7	24.0	22.4	23.4	22.7	23.7	24.0
	6H	22.6	23.6	23.0	23.9	24.2	22.6	23.6	23.0	23.9	24.2
	8H	22.7	23.6	23.1	23.9	24.3	22.7	23.6	23.1	23.9	24.3
	12H	22.7	23.6	23.1	23.9	24.3	22.7	23.6	23.1	23.9	24.3
4H	2H	20.9	22.0	21.3	22.3	22.6	20.9	22.0	21.3	22.3	22.6
	3H	22.6	23.5	23.0	23.8	24.2	22.6	23.5	23.0	23.8	24.2
	4H	23.2	24.0	23.6	24.3	24.7	23.2	24.0	23.6	24.3	24.7
	6H	23.5	24.2	24.0	24.6	25.0	23.5	24.2	24.0	24.6	25.0
	8H	23.6	24.3	24.1	24.7	25.1	23.6	24.3	24.1	24.7	25.1
	12H	23.7	24.2	24.1	24.6	25.1	23.7	24.2	24.1	24.6	25.1
8H	4H	23.4	24.0	23.8	24.4	24.8	23.4	24.0	23.8	24.4	24.8
	6H	23.8	24.3	24.3	24.8	25.2	23.8	24.3	24.3	24.8	25.2
	8H	24.0	24.4	24.4	24.9	25.3	24.0	24.4	24.4	24.9	25.3
	12H	24.0	24.4	24.5	24.9	25.4	24.0	24.4	24.5	24.9	25.4
12H	4H	23.4	24.0	23.8	24.4	24.8	23.4	24.0	23.8	24.4	24.8
	6H	23.8	24.3	24.3	24.7	25.2	23.8	24.3	24.3	24.7	25.2
	8H	24.0	24.4	24.5	24.8	25.3	24.0	24.4	24.5	24.8	25.3
	8H	24.0	24.4	24.5	24.8	25.3	24.0	24.4	24.5	24.8	25.3
Variation of the observer position for the luminaire distances S											
S = 1.0H	+0.1 / -0.2					+0.1 / -0.2					
S = 1.5H	+0.3 / -0.5					+0.3 / -0.5					
S = 2.0H	+0.6 / -1.0					+0.6 / -1.0					
Standard table	BK04					BK04					
Correction Summand	2.0					2.0					
Corrected Glare Indices referring to 2275lm Total Luminous Flux											



Fuente de luz (LED) reemplazable por un profesional autorizado
 Replaceable (LED only) light source by an authorized professional.
 Source lumineuse (LED) remplaçable par un professionnel agréé
 Sorgente luminosa (LED) sostituibile da parte di un professionista autorizzato
 Austauschbare (LED) Lichtquelle durch einen autorisierten Fachmann



Equipo de control reemplazable por un profesional autorizado
 Replaceable control gear by an authorized professional
 Dispositif de commande remplaçable par un professionnel agréé
 Alimentatore sostituibile da parte di un professionista autorizzato
 Auswechselbares Betriebsgerät durch autorisierten Fachmann

INSTRUCCIONES PARA EL FINAL DE VIDA Y LA ELIMINACIÓN LOS COMPONENTES
 INSTRUCTIONS ON END-OF-LIFE AND COMPONENT DISPOSAL
 INSTRUCTIONS POUR LA GESTION DES COMPOSANTS EN FIN DE VIE ET LEUR MISE AU REBUT
 ISTRUZIONI PER IL FINE VITA E LO SMALTIMENTO DEI COMPONENTI
 ANWEISUNGEN ZUR ENTSORGUNG DER LEUCHTENKOMPONENTEN



Interrumpir la alimentación del aparato
 Cut the power supply to the luminaire
 Couper l'alimentation du luminaire
 Interrompere l'alimentazione dell'apparecchio
 Stromversorgung der Leuchte unterbrechen



Quitar la(s) fuente(s) de luz para el desecho
 Remove light source(s) for disposal
 Retirer la (les) source(s) lumineuse(s) pour l'élimination
 Rimuovere la/le sorgente/e di luce per lo smaltimento
 Lichtquelle(n) zur Entsorgung entfernen



Quitar la batería para el desecho
 Remove the battery for decommissioning
 Retirer la batterie pour sa mise au rebut
 Rimuovere la batteria per la dismissione
 Die Batterie ordnungsgemäß entsorgen



Quitar el equipo de control para el desecho
 Remove control gear for disposal
 Retirer le dispositif de commande pour l'élimination
 Rimuovere l'alimentatore per lo smaltimento
 Betriebsgerät zur Entsorgung ausbauen

Enviar los materiales a un centro de recogida RAEE
 Send the materials to a WEEE collection centre
 Envoyer les matériaux dans une déchetterie DEEE
 Inviare i materiali ad un centro di raccolta RAEE
 Die Materialien in einem WEEE-Zentrum entsorgen

