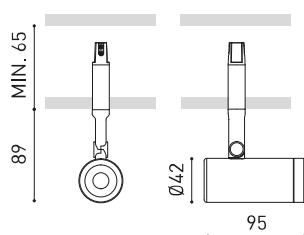




## DIMENSIONS



## ACCESSORIES



## AWARDS



|           |                                  |
|-----------|----------------------------------|
| Name      | MAGNETIC 24V COCO FLOOD 3000K WT |
| Reference | A4990031WT                       |
| Color     | Textured white                   |
| RAL       | 9016                             |
| Category  | CEILING RECESSED                 |

## LIGHT SOURCE

|                        |                  |
|------------------------|------------------|
| Type                   | LED              |
| Gross luminous flux    | 1250 lm          |
| Colour temperature     | 3000 K           |
| Chromatic stability    | MacAdam Step 2   |
| Colour Rendering Index | CRI > 90         |
| Power                  | 8,7 W            |
| Current                | 500 mA           |
| Efficacy               | 144 lm/W         |
| LED lifespan           | L80B10 > 66.000h |

## LIGHTING FIXTURE | PHOTOMETRIC DATA

|                     |     |
|---------------------|-----|
| Lighting efficiency | 86% |
| Light beam angle    | 48° |

## LIGHTING FIXTURE | ELECTRICAL DATA

|                             |             |
|-----------------------------|-------------|
| Driver                      | Included    |
| Power values of the system  | 9,62 W      |
| Dimming                     | DIM options |
| Electrical insulation class | III         |

## OTHER DATA

|                      |                           |
|----------------------|---------------------------|
| Sealing              | IP20                      |
| Wireless control     | Please Consult            |
| Swivel angle         | 90°                       |
| Rotation angle       | 360°                      |
| Weight               | 205 g                     |
| Packaged weight      | 286 g                     |
| Packaging dimensions | 210 x 164 x 57 mm         |
| Units per package    | 1                         |
| Materials            | Aluminium / Polycarbonate |



With an exceptional lm/V ratio, Coco offers four opening angles and various accessories to facilitate visual comfort.

POLAR DIAGRAM



CONICAL DIAGRAM



| Vivid Model<br>Colour Temperature | 2700K | 3000K | 3500K | 4000K | Light Pink |
|-----------------------------------|-------|-------|-------|-------|------------|
| 📖 Reading                         |       |       | •     | •     |            |
| 🥬 Fruits & Vegetables             |       | •     | •     |       |            |
| 🍞 Bakery                          | •     |       |       |       |            |
| 👤 Retail                          |       | •     | •     |       |            |
| 💄 Cosmetics                       |       |       | •     | •     |            |
| 🥩 Meat                            |       |       |       |       | •          |
| 🐟 Fish                            |       |       |       | •     |            |
| 🐠 Seafood                         |       |       |       | •     | •          |



For some of its products, Arkoslight offers the possibility to provide them with a special LED, designed to create an illumination focused on visually promoting goods or products for commercial purposes. It is a high chromaticity LED, capable of identifying the colour shades that produce a positive psychological perception of the illuminated object.

This special LED lighting source offers a much more attractive and intense colour range than a conventional LED, besides being much wider. Technically, this is possible thanks to a special LED setting that includes a «special saturation parameter», capable of highlighting the objects colours and materials in such a way that they seem more attractive within the visible light spectrum. To achieve this performance, in each case, the appropriate diode and specific phosphor coating are carefully selected.

# MAGNETIC 24V CONNECTOR

ARKOSLIGHT®

MANDATORY FOR INSTALLATION



| PRODUCT   |  |
|-----------|--|
| Model     | Magnetic connector accessory   |
| Reference | A435-01- 00   W <input type="checkbox"/>   N <input checked="" type="checkbox"/> |
| Category  | Accessories  |





|                  |        |            | P    | V   | D (A x B x C)   |
|------------------|--------|------------|------|-----|-----------------|
| 24V POWER SUPPLY | ON/OFF | 0434-01-37 | 60W  | 24V | 180 x 52 x 30mm |
|                  |        | 0433-10-22 | 100W | 24V | 295 x 43 x 30mm |

220 V~  
240 V~

MUST BE PLACED ON REMOTE



|            |  |            |           | V   | D (A x B x C)    |
|------------|--|------------|-----------|-----|------------------|
| 24V Dimmer |  | 0433-01-32 | DALI/PUSH | 24V | 181 x 42 x 20mm  |
|            |  | 0433-01-35 | CASAMBI   | 24V | 72,6 x 30 x 18mm |
|            |  | 0434-01-64 | WIFI      | 24V | 105 x 44 x 23mm  |

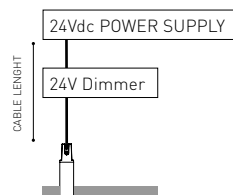
24V

MUST BE PLACED ON REMOTE



### DROP VOLTAGE TABLE

| POWER (W) | CABLE SECTION (mm <sup>2</sup> ) | CABLE LENGHT (m) |
|-----------|----------------------------------|------------------|
| 60        | 0,75                             | 30               |
|           | 1,5                              | 30               |
| 100       | 0,75                             | 20               |
|           | 1,5                              | 30               |





INSTALLATION GUIDE

[https://youtu.be/sa\\_xAgj4ji4](https://youtu.be/sa_xAgj4ji4)

## PRODUCT

|           |                                   |
|-----------|-----------------------------------|
| Model     | Trimless Tool <b>D16 X D34 MM</b> |
| Reference | A478-00-00                        |
| Category  | Accessories                       |





|           | PRODUCT                     |
|-----------|-----------------------------|
| Model     | Anti-glare Honeycomb Louver |
| Reference | <b>A498-90-00</b>   WT   NT |
| Category  | Accessories                 |
|           | NOT SOLD SEPARATELY         |





|           | PRODUCT                     |
|-----------|-----------------------------|
| Model     | Anti-glare Screen           |
| Reference | <b>A498-90-01</b>   WT   NT |
| Category  | Accessories                 |
|           | NOT SOLD SEPARATELY         |







|           | PRODUCT   |
|-----------|---|
| Model     | Linear Filter   |
| Reference | <b>A498-90-02   WT   NT  </b>   |
| Category  | Accessories   |
|           | NOT SOLD SEPARATELY <span style="float: right;">SUITABLE FOR BEAM <math>\leq 34^\circ</math></span> |



Fuente de luz (LED) reemplazable por un profesional autorizado

Replaceable (LED only) light source by an authorized professional.

Source lumineuse (LED) remplaçable par un professionnel agréé

Sorgente luminosa (LED) sostituibile da parte di un professionista autorizzato

Austauschbare (LED) Lichtquelle durch einen autorisierten Fachmann



Equipo de control reemplazable por un profesional autorizado

Replaceable control gear by an authorized professional

Dispositif de commande remplaçable par un professionnel agréé

Alimentatore sostituibile da parte di un professionista autorizzato

Auswechselbares Betriebsgerät durch autorisierten Fachmann

## INSTRUCCIONES PARA EL FINAL DE VIDA Y LA ELIMINACIÓN LOS COMPONENTES

### INSTRUCTIONS ON END-OF-LIFE AND COMPONENT DISPOSAL

### INSTRUCTIONS POUR LA GESTION DES COMPOSANTS EN FIN DE VIE ET LEUR MISE AU REBUT

### ISTRUZIONI PER IL FINE VITA E LO SMALTIMENTO DEI COMPONENTI

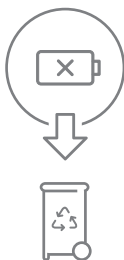
### ANWEISUNGEN ZUR ENTSORGUNG DER LEUCHTENKOMPONENTEN



Interrumpir la alimentación del aparato  
Cut the power supply to the luminaire  
Couper l'alimentation du luminaire  
Interrompere l'alimentazione dell'apparecchio  
Stromversorgung der Leuchte unterbrechen



Quitar la(s) fuente(s) de luz para el desecho  
Remove light source(s) for disposal  
Retirer la (les) source(s) lumineuse(s) pour l'élimination  
Rimuovere la/le sorgente/e di luce per lo smaltimento  
Lichtquelle(n) zur Entsorgung entfernen



Quitar la batería para el desecho  
Remove the battery for decommissioning  
Retirer la batterie pour sa mise au rebut  
Rimuovere la batteria per la dismissione  
Die Batterie ordnungsgemäß entsorgen



Quitar el equipo de control para el desecho  
Remove control gear for disposal  
Retirer le dispositif de commande pour l'élimination  
Rimuovere l'alimentatore per lo smaltimento  
Betriebsgerät zur Entsorgung ausbauen

Enviar los materiales a un centro de recogida RAEE  
Send the materials to a WEEE collection centre  
Envoyer les matériaux dans une déchetterie DEEE  
Inviare i materiali ad un centro di raccolta RAEE  
Die Materialien in einem WEEE-Zentrum entsorgen

