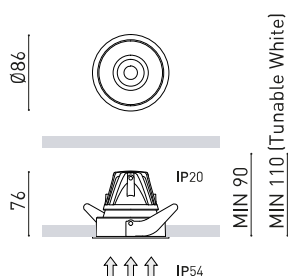




DIMENSIONS



ACCESSORIES



DRIVER OPTIONS

| | |
|-----------|---|
| Name | BUDDY TUNABLE WHITE SPOT W |
| Reference | A5070118W |
| Color | Matt white |
| RAL | Colour in the mass looks alike RAL 9010 |
| Category | CEILING RECESSED |

| | |
|------------------------|-----------------------------|
| Type | LED |
| Gross luminous flux | 815 lm |
| Colour temperature | Tunable White 2700 - 5000 K |
| Chromatic stability | MacAdam Step 3 |
| Colour Rendering Index | CRI > 90 |
| Power | 6,7 W |
| Current | 400 mA |
| Efficacy | 122 lm/W |
| LED lifespan | L80B10 > 55.000h |

| | |
|---------------------|-----|
| Lighting efficiency | 85% |
| Light beam angle | 28° |

| | |
|-----------------------------|----------|
| Driver | Excluded |
| Dimming | DALI |
| Electrical insulation class | III |

| | |
|----------------------|---|
| Sealing | IP54 |
| Wireless control | Please Consult |
| Recess measurements | Ø79 mm |
| Weight | 180 g |
| Packaged weight | 251 g |
| Packaging dimensions | 139 x 105 x 90 mm |
| Units per package | 1 |
| Materials | Aluminium / Polycarbonate / Polymethyl Methacrylate |

PRODUCT

LIGHT SOURCE

LIGHTING FIXTURE | PHOTOMETRIC DATA

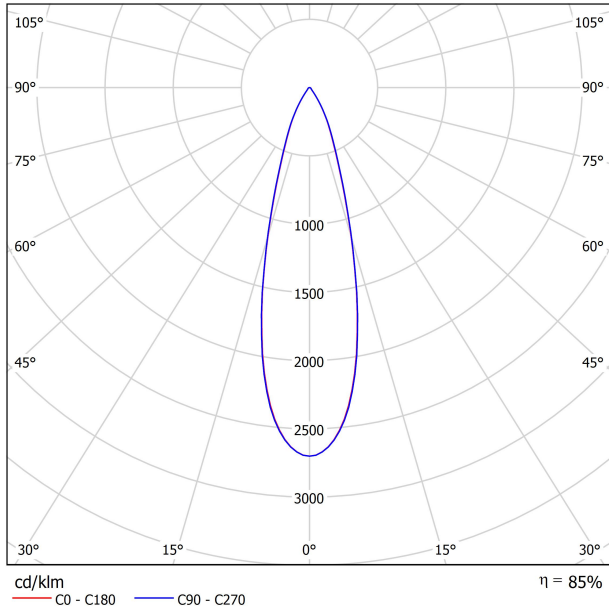
LIGHTING FIXTURE | ELECTRICAL DATA

OTHER DATA

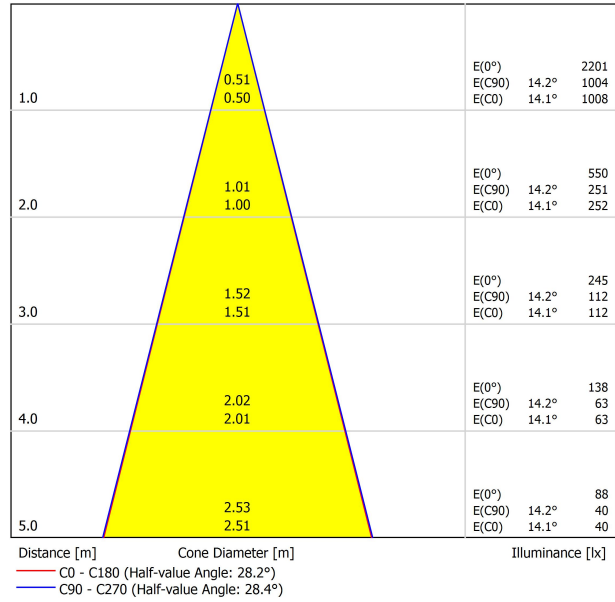


The sophistication of recessed lighting. Buddy is here to maximise the luminous performance of the classic recessed luminaire. It emerges with a solid and purposeful design, greater energy savings and excellent visual comfort. The product family comes in several versions with four opening angles -flood, medium, spot and super spot-. The dim to warm technology enables Buddy to facilitate comfort to the space by dimming the intensity and colour temperature. Furthermore, with the tunable White feature it can be controlled independently. Its four versions per position demonstrate its versatility: recessed, trimless, tilt and the tilt trimless version, which maintains its light output at all opening angles.

POLAR DIAGRAM



CONICAL DIAGRAM



UGR

| Glare Evaluation According to UGR | | | | | | | | | | | |
|--|-----|---|------|------|------|------|--|------|------|------|------|
| ρ Ceiling | | 70 | 70 | 50 | 50 | 30 | 70 | 70 | 50 | 50 | 30 |
| ρ Walls | | 50 | 30 | 50 | 30 | 30 | 50 | 30 | 50 | 30 | 30 |
| ρ Floor | | 20 | 20 | 20 | 20 | 20 | 20 | 20 | 20 | 20 | 20 |
| Room Size X Y | | Viewing direction at right angles to lamp axis | | | | | Viewing direction parallel to lamp axis | | | | |
| 2H | 2H | 10.3 | 11.0 | 10.6 | 11.2 | 11.4 | 10.3 | 11.0 | 10.6 | 11.2 | 11.4 |
| | 3H | 12.0 | 12.6 | 12.3 | 12.9 | 13.1 | 12.0 | 12.7 | 12.3 | 12.9 | 13.1 |
| | 4H | 12.7 | 13.3 | 13.0 | 13.5 | 13.8 | 12.7 | 13.3 | 13.0 | 13.5 | 13.8 |
| | 6H | 13.2 | 13.7 | 13.5 | 14.0 | 14.3 | 13.2 | 13.7 | 13.5 | 14.0 | 14.3 |
| | 8H | 13.3 | 13.9 | 13.7 | 14.2 | 14.5 | 13.4 | 13.9 | 13.7 | 14.2 | 14.5 |
| 4H | 2H | 10.9 | 11.5 | 11.2 | 11.7 | 12.0 | 10.9 | 11.5 | 11.2 | 11.8 | 12.0 |
| | 3H | 12.8 | 13.3 | 13.1 | 13.6 | 13.9 | 12.8 | 13.3 | 13.2 | 13.6 | 13.9 |
| | 4H | 13.6 | 14.0 | 14.0 | 14.3 | 14.7 | 13.6 | 14.0 | 14.0 | 14.4 | 14.7 |
| | 6H | 14.2 | 14.6 | 14.6 | 14.9 | 15.3 | 14.2 | 14.6 | 14.6 | 15.0 | 15.3 |
| | 8H | 14.5 | 14.8 | 14.9 | 15.2 | 15.6 | 14.5 | 14.8 | 14.9 | 15.2 | 15.6 |
| 8H | 2H | 14.6 | 14.9 | 15.1 | 15.3 | 15.7 | 14.7 | 14.9 | 15.1 | 15.3 | 15.8 |
| | 4H | 13.9 | 14.2 | 14.3 | 14.6 | 15.0 | 13.9 | 14.2 | 14.3 | 14.6 | 15.0 |
| | 6H | 14.6 | 14.9 | 15.1 | 15.3 | 15.8 | 14.7 | 14.9 | 15.1 | 15.3 | 15.8 |
| | 8H | 15.0 | 15.2 | 15.4 | 15.6 | 16.1 | 15.0 | 15.2 | 15.5 | 15.6 | 16.1 |
| | 12H | 15.2 | 15.4 | 15.7 | 15.9 | 16.4 | 15.3 | 15.4 | 15.7 | 15.9 | 16.4 |
| 12H | 4H | 13.9 | 14.2 | 14.3 | 14.6 | 15.0 | 13.9 | 14.2 | 14.3 | 14.6 | 15.0 |
| | 6H | 14.7 | 14.9 | 15.2 | 15.4 | 15.8 | 14.7 | 14.9 | 15.2 | 15.4 | 15.8 |
| | 8H | 15.1 | 15.2 | 15.6 | 15.7 | 16.2 | 15.1 | 15.3 | 15.6 | 15.7 | 16.2 |
| Variation of the observer position for the luminaire distances S | | | | | | | | | | | |
| S = 1.0H | | +2.0 / -0.8 | | | | | +2.1 / -0.8 | | | | |
| S = 1.5H | | +3.7 / -1.0 | | | | | +3.9 / -1.0 | | | | |
| S = 2.0H | | +5.3 / -1.4 | | | | | +5.5 / -1.4 | | | | |
| Standard table Correction Summand | | BK04 -1.9 | | | | | BK04 -1.9 | | | | |
| Corrected Glare Indices referring to 815lm Total Luminous Flux | | | | | | | | | | | |



| DRIVER OPTIONS | | | P | I | K | Lm | |
|--|---|------------|------|-------|---|--|--|
| BUDDY 1 |  NO DIM | 0434-01-85 | 4W | 125mA | 2700K | 760 | |
| | | | | | 3000K | 790 | |
| | | | | | 4000K | 800 | |
| BUDDY 2 |  NO DIM | 0434-01-86 | 6,6W | 200mA | 2700K | 1150 | |
| | | | | | 3000K | 1200 | |
| |  DALI | 0434-01-89 | | | | 4000K | 1220 |
| | | | | | |  CASAMBI | 0434-01-91 |
|  PHASE CUT | 0434-01-92 | | | | | | |
| BUDDY Super Spot |  NO DIM | 0434-01-87 | 6W | 500mA | 2700K | 750 | |
| | | | | | 3000K | 790 | |
| | | | | |  DALI | 0434-01-88 | |
| BUDDY Tuneable White |  DALI | 0434-01-90 | 6,7W | 400mA | 2700-5000K | 815 | |
| BUDDY Dim to Warm |  DALI | 0434-01-94 | 6W | 350mA | 1800-3000K | 650 | |
| | | | | | | |  PHASE CUT |

220
240 V~

48V Please Consult



Fuente de luz (LED) reemplazable por un profesional autorizado

Replaceable (LED only) light source by an authorized professional.

Source lumineuse (LED) remplaçable par un professionnel agréé

Sorgente luminosa (LED) sostituibile da parte di un professionista autorizzato

Austauschbare (LED) Lichtquelle durch einen autorisierten Fachmann



Equipo de control reemplazable por un profesional autorizado

Replaceable control gear by an authorized professional

Dispositif de commande remplaçable par un professionnel agréé

Alimentatore sostituibile da parte di un professionista autorizzato

Auswechselbares Betriebsgerät durch autorisierten Fachmann

INSTRUCCIONES PARA EL FINAL DE VIDA Y LA ELIMINACIÓN LOS COMPONENTES
 INSTRUCTIONS ON END-OF-LIFE AND COMPONENT DISPOSAL
 INSTRUCTIONS POUR LA GESTION DES COMPOSANTS EN FIN DE VIE ET LEUR MISE AU REBUT
 ISTRUZIONI PER IL FINE VITA E LO SMALTIMENTO DEI COMPONENTI
 ANWEISUNGEN ZUR ENTSORGUNG DER LEUCHTENKOMPONENTEN



Interrumpir la alimentación del aparato
 Cut the power supply to the luminaire
 Couper l'alimentation du luminaire
 Interrompere l'alimentazione dell'apparecchio
 Stromversorgung der Leuchte unterbrechen



Quitar la(s) fuente(s) de luz para el desecho
 Remove light source(s) for disposal
 Retirer la (les) source(s) lumineuse(s) pour l'élimination
 Rimuovere la/le sorgente/e di luce per lo smaltimento
 Lichtquelle(n) zur Entsorgung entfernen



Quitar la batería para el desecho
 Remove the battery for decommissioning
 Retirer la batterie pour sa mise au rebut
 Rimuovere la batteria per la dismissione
 Die Batterie ordnungsgemäß entsorgen



Quitar el equipo de control para el desecho
 Remove control gear for disposal
 Retirer le dispositif de commande pour l'élimination
 Rimuovere l'alimentatore per lo smaltimento
 Betriebsgerät zur Entsorgung ausbauen



Enviar los materiales a un centro de recogida RAEE
 Send the materials to a WEEE collection centre
 Envoyer les matériaux dans une déchetterie DEEE
 Inviare i materiali ad un centro di raccolta RAEE
 Die Materialien in einem WEEE-Zentrum entsorgen

