



### DIMENSIONS



### ACCESSORIES



DRIVER OPTIONS

Name	BUDDY TUNABLE WHITE MEDIUM W
Reference	A5070128W
Color	Matt white
RAL	Colour in the mass looks alike RAL 9010
Category	CEILING RECESSED

Type	LED
Gross luminous flux	815 lm
Colour temperature	Tunable White 2700 - 5000 K
Chromatic stability	MacAdam Step 3
Colour Rendering Index	CRI > 90
Power	6,7 W
Current	400 mA
Efficacy	122 lm/W
LED lifespan	L80B10 > 55.000h

Lighting efficiency	86%
Light beam angle	43°

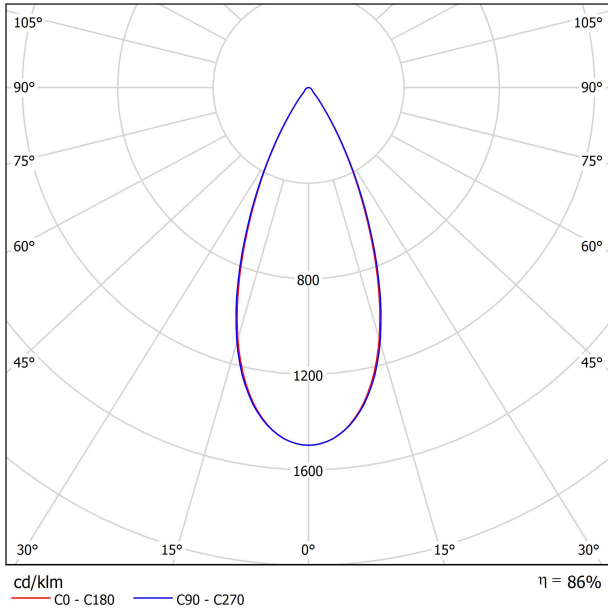
Driver	Excluded
Dimming	DALI
Electrical insulation class	III

Sealing	IP54
Wireless control	Please Consult
Recess measurements	Ø79 mm
Weight	180 g
Packaged weight	251 g
Packaging dimensions	139 x 105 x 90 mm
Units per package	1
Materials	Aluminium / Polycarbonate / Polymethyl Methacrylate

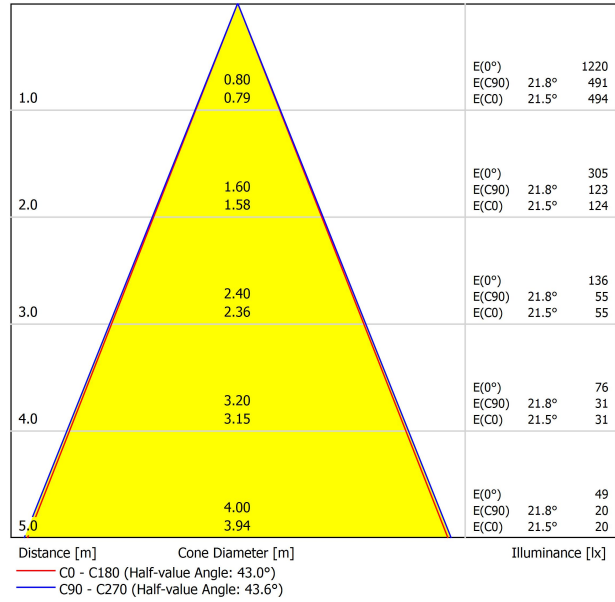


The sophistication of recessed lighting. Buddy is here to maximise the luminous performance of the classic recessed luminaire. It emerges with a solid and purposeful design, greater energy savings and excellent visual comfort. The product family comes in several versions with four opening angles -flood, medium, spot and super spot-. The dim to warm technology enables Buddy to facilitate comfort to the space by dimming the intensity and colour temperature. Furthermore, with the tunable White feature it can be controlled independently. Its four versions per position demonstrate its versatility: recessed, trimless, tilt and the tilt trimless version, which maintains its light output at all opening angles.

POLAR DIAGRAM




CONICAL DIAGRAM



UGR

Glare Evaluation According to UGR											
ρ Ceiling		70	70	50	50	30	70	70	50	50	30
ρ Walls		50	30	50	30	30	50	30	50	30	30
ρ Floor		20	20	20	20	20	20	20	20	20	20
Room Size X Y		Viewing direction at right angles to lamp axis					Viewing direction parallel to lamp axis				
2H	2H	11.9	12.7	12.2	12.9	13.1	12.0	12.7	12.2	12.9	13.1
	3H	13.7	14.3	14.0	14.6	14.8	13.7	14.3	14.0	14.6	14.8
	4H	14.3	14.9	14.6	15.2	15.4	14.3	14.9	14.6	15.2	15.5
	6H	14.8	15.4	15.1	15.7	15.9	14.8	15.4	15.2	15.7	16.0
	8H	15.0	15.5	15.3	15.8	16.1	15.0	15.6	15.4	15.9	16.1
4H	2H	12.5	13.2	12.8	13.4	13.7	12.5	13.2	12.9	13.4	13.7
	3H	14.5	15.0	14.8	15.3	15.6	14.5	15.0	14.8	15.3	15.6
	4H	15.2	15.7	15.6	16.0	16.4	15.3	15.7	15.6	16.0	16.4
	6H	15.9	16.2	16.3	16.6	17.0	15.9	16.3	16.3	16.6	17.0
	8H	16.1	16.4	16.5	16.8	17.2	16.1	16.5	16.5	16.8	17.2
8H	2H	16.3	16.6	16.7	17.0	17.4	16.3	16.6	16.7	17.0	17.4
	4H	15.5	15.9	15.9	16.2	16.6	15.5	15.9	16.0	16.3	16.7
	6H	16.3	16.5	16.7	17.0	17.4	16.3	16.6	16.8	17.0	17.4
	8H	16.6	16.8	17.1	17.3	17.7	16.6	16.9	17.1	17.3	17.8
	12H	16.9	17.0	17.3	17.5	18.0	16.9	17.1	17.4	17.5	18.0
12H	4H	15.6	15.8	16.0	16.2	16.7	15.6	15.9	16.0	16.3	16.7
	6H	16.4	16.6	16.8	17.0	17.5	16.4	16.6	16.8	17.0	17.5
	8H	16.7	16.9	17.2	17.3	17.8	16.7	16.9	17.2	17.4	17.9
Variation of the observer position for the luminaire distances S											
S = 1.0H		+2.3 / -1.0					+2.3 / -1.0				
S = 1.5H		+4.2 / -1.2					+4.3 / -1.3				
S = 2.0H		+5.9 / -1.6					+6.0 / -1.6				
Standard table Correction Summand		BK03 -0.3					BK03 -0.2				
Corrected Glare Indices referring to 815lm Total Luminous Flux											



DRIVER OPTIONS			P	I	K	Lm	
BUDDY 1	 NO DIM	0434-01-85	4W	125mA	2700K	760	
					3000K	790	
					4000K	800	
BUDDY 2	 NO DIM	0434-01-86	6,6W	200mA	2700K	1150	
					3000K	1200	
	 DALI	0434-01-89				4000K	1220
						 CASAMBI	0434-01-91
 PHASE CUT	0434-01-92						
BUDDY Super Spot	 NO DIM	0434-01-87	6W	500mA	2700K	750	
					3000K	790	
					 DALI	0434-01-88	
BUDDY Tuneable White	 DALI	0434-01-90	6,7W	400mA	2700-5000K	815	
BUDDY Dim to Warm	 DALI	0434-01-94	6W	350mA	1800-3000K	650	
							 PHASE CUT

220  
240 V~

48V Please Consult



Fuente de luz (LED) reemplazable por un profesional autorizado  
 Replaceable (LED only) light source by an authorized professional.  
 Source lumineuse (LED) remplaçable par un professionnel agréé  
 Sorgente luminosa (LED) sostituibile da parte di un professionista autorizzato  
 Austauschbare (LED) Lichtquelle durch einen autorisierten Fachmann



Equipo de control reemplazable por un profesional autorizado  
 Replaceable control gear by an authorized professional  
 Dispositif de commande remplaçable par un professionnel agréé  
 Alimentatore sostituibile da parte di un professionista autorizzato  
 Auswechselbares Betriebsgerät durch autorisierten Fachmann

INSTRUCCIONES PARA EL FINAL DE VIDA Y LA ELIMINACIÓN LOS COMPONENTES  
 INSTRUCTIONS ON END-OF-LIFE AND COMPONENT DISPOSAL  
 INSTRUCTIONS POUR LA GESTION DES COMPOSANTS EN FIN DE VIE ET LEUR MISE AU REBUT  
 ISTRUZIONI PER IL FINE VITA E LO SMALTIMENTO DEI COMPONENTI  
 ANWEISUNGEN ZUR ENTSORGUNG DER LEUCHTENKOMPONENTEN



Interrumpir la alimentación del aparato  
 Cut the power supply to the luminaire  
 Couper l'alimentation du luminaire  
 Interrompere l'alimentazione dell'apparecchio  
 Stromversorgung der Leuchte unterbrechen



Quitar la(s) fuente(s) de luz para el desecho  
 Remove light source(s) for disposal  
 Retirer la (les) source(s) lumineuse(s) pour l'élimination  
 Rimuovere la/le sorgente/e di luce per lo smaltimento  
 Lichtquelle(n) zur Entsorgung entfernen



Quitar la batería para el desecho  
 Remove the battery for decommissioning  
 Retirer la batterie pour sa mise au rebut  
 Rimuovere la batteria per la dismissione  
 Die Batterie ordnungsgemäß entsorgen



Quitar el equipo de control para el desecho  
 Remove control gear for disposal  
 Retirer le dispositif de commande pour l'élimination  
 Rimuovere l'alimentatore per lo smaltimento  
 Betriebsgerät zur Entsorgung ausbauen

Enviar los materiales a un centro de recogida RAEE  
 Send the materials to a WEEE collection centre  
 Envoyer les matériaux dans une déchetterie DEEE  
 Inviare i materiali ad un centro di raccolta RAEE  
 Die Materialien in einem WEEE-Zentrum entsorgen

